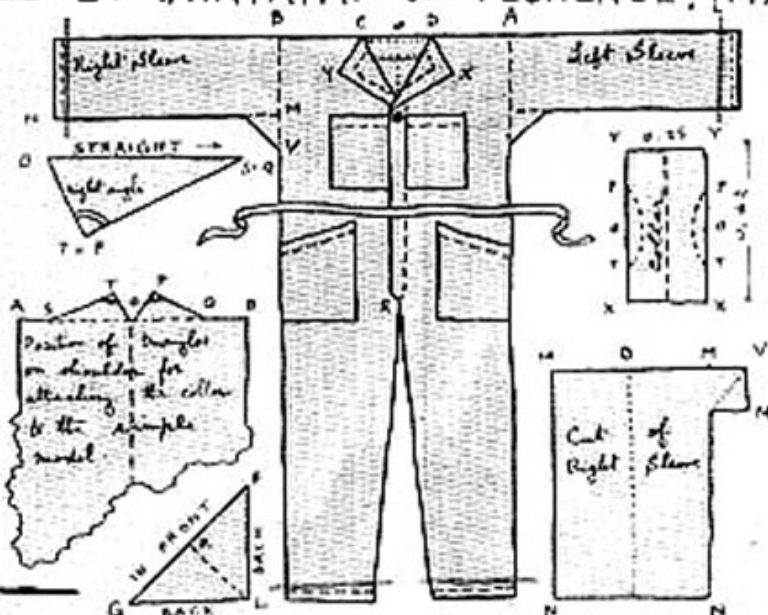


HOW TO CUT OUT THE "TUTA," [ONE PIECE,
 STRAIGHT LINE GARMENT FOR MEN AND BOYS]
 DESIGNED BY THAYAHT OF FLORENCE, [ITALY]

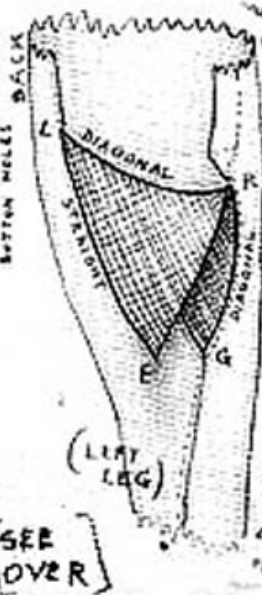
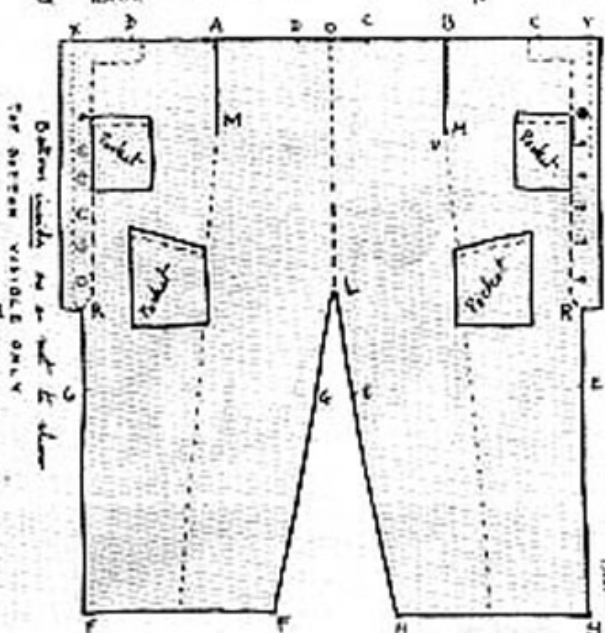
This one piece garment is worn with a strip of light-colored stuff at the waist, white socks and sandals. It looks smart when worn without hat and open white collar. A simple cufflet kept also looks well.



Position of triangle on shoulder for attaching the collar to the simple model.

N.B. This model with suit all figures of round size. The measurements already calculated in the measure given here (See printed DESIGN on the measure) are estimates. — Before cutting the stuff it will break it in water so as to make it shrink and also to soften the texture from all stretching. — The TUTA's chief charm is its soft falling lines following those of the

Sectional view of left side of TUTA showing position of triangle GLE folded over along RL. AV is the slit when the sleeve is down in.



Showing how the triangle GLE gets pulled into curved lines as seen in the TUTA. — The triangle allows complete freedom of movement.

SEE OVER